

**2023 KAY COUNTY ASSESSOR'S OFFICE REPORT TO THE EXCISE BOARD**

07/26/2023

City/Village								
DISTRICT	DESCRIPTION	PERSONAL PROPERTY	REAL PROPERTY	PUBLIC SERVICE	TOTAL VALUATION	HOMESTEAD EXEMPTIONS	OTHER EXEMPTIONS	NET VALUATION
125A	Newkirk	544,031	5,959,183	492,538	6,995,752	405,796	148,456	6,441,500
125B	Braman	101,961	522,573	190,895	815,429	43,247	13,169	759,013
D-50A	Kildare	5,766	222,321	119,970	348,057	20,000	25,313	302,744
I-45A	Blackwell	4,551,535	19,956,120	919,936	25,427,591	1,123,648	348,838	23,955,105
I-71A	Ponca City	32,246,000	118,874,783	3,810,010	154,930,793	3,805,865	1,687,522	149,437,406
I-87A	Tonkawa	2,602,275	10,381,974	1,720,269	14,704,518	448,950	147,669	14,107,899
J-11A	Kaw City	164,361	2,625,944	111,185	2,901,490	78,500	57,767	2,765,223
<b>CITY/VILLAGE TOTAL VALUATION</b>		<b>40,215,929</b>	<b>158,542,898</b>	<b>7,364,803</b>	<b>206,123,630</b>	<b>5,926,006</b>	<b>2,428,734</b>	<b>197,768,890</b>

County								
DISTRICT	DESCRIPTION	PERSONAL PROPERTY	REAL PROPERTY	PUBLIC SERVICE	TOTAL VALUATION	HOMESTEAD EXEMPTIONS	OTHER EXEMPTIONS	NET VALUATION
C001	Kay County General	313,614,271	227,171,288	80,867,989	621,653,548	7,613,608	3,069,319	610,970,621
<b>COUNTY TOTAL VALUATION</b>		<b>313,614,271</b>	<b>227,171,288</b>	<b>80,867,989</b>	<b>621,653,548</b>	<b>7,613,608</b>	<b>3,069,319</b>	<b>610,970,621</b>

School								
DISTRICT	DESCRIPTION	PERSONAL PROPERTY	REAL PROPERTY	PUBLIC SERVICE	TOTAL VALUATION	HOMESTEAD EXEMPTIONS	OTHER EXEMPTIONS	NET VALUATION
125AB	125AB Newkirk	28,044,160	13,447,087	7,523,917	49,015,164	654,268	198,902	48,161,994
125BB	125BB Newkirk/Braman	14,052,565	4,526,841	864,514	19,443,920	116,031	16,605	19,311,284
D-27AB	D-27 Peckham	38,052,013	3,819,095	4,676,703	46,547,811	99,500	59,732	46,388,579
D-50AB	D-50 Kildare	22,897,468	9,832,570	7,968,262	40,698,300	307,176	159,286	40,231,838
I-2	I-2 Billings/Noble	6,751,085	348,210	1,215,131	8,314,426	2,000	0	8,312,426
I-4	I-4 Frontier/Noble	4,325,970	521,575	1,211,394	6,058,939	17,000	0	6,041,939
I-45AB	I-45 Blackwell	13,382,346	26,131,284	14,631,379	54,145,009	1,289,644	431,064	52,424,301
I-71AB	I-71 Ponca City	177,244,493	148,414,944	35,884,978	361,544,415	4,430,933	1,942,555	355,170,927
I-87AB	I-87 Tonkawa	8,631,417	15,980,793	5,435,254	30,047,464	562,556	187,004	29,297,904
J-11 Kaw	J-11 Kaw City/Shilder	184,199	3,569,179	186,800	3,940,178	119,500	74,171	3,746,507
J-11O	J-11 Osage/Shidler	5,754	217,056	117,326	340,136	6,000	0	334,136
J-95	J-95 DCLA/Grant	42,801	362,654	1,152,331	1,557,786	9,000	0	1,548,786

# 2023 KAY COUNTY ASSESSOR'S OFFICE REPORT TO THE EXCISE BOARD

07/26/2023

SCHOOL TOTAL VALUATION	313,614,271	227,171,288	80,867,989	621,653,548	7,613,608	3,069,319	610,970,621
------------------------	-------------	-------------	------------	-------------	-----------	-----------	-------------

TIF-District								
DISTRICT	DESCRIPTION	PERSONAL PROPERTY	REAL PROPERTY	PUBLIC SERVICE	TOTAL VALUATION	HOMESTEAD EXEMPTIONS	OTHER EXEMPTIONS	NET VALUATION
I-45A T1	45A TIF	666,896	44,476	0	711,372	0	0	711,372
<b>TIF-DISTRICT TOTAL VALUATION</b>		<b>666,896</b>	<b>44,476</b>	<b>0</b>	<b>711,372</b>	<b>0</b>	<b>0</b>	<b>711,372</b>

Vo-Tech								
DISTRICT	DESCRIPTION	PERSONAL PROPERTY	REAL PROPERTY	PUBLIC SERVICE	TOTAL VALUATION	HOMESTEAD EXEMPTIONS	OTHER EXEMPTIONS	NET VALUATION
V-13	Pioneer Tech Center	313,614,271	227,171,288	80,867,989	621,653,548	7,613,608	3,069,319	610,970,621
<b>VO-TECH TOTAL VALUATION</b>		<b>313,614,271</b>	<b>227,171,288</b>	<b>80,867,989</b>	<b>621,653,548</b>	<b>7,613,608</b>	<b>3,069,319</b>	<b>610,970,621</b>

I, Janell Leaming, Assessor of Kay County Oklahoma, do hereby certify that the foregoing is a true and correct statement of valuations for Real Estate, Personal Property, Public Service and Homestead Exemptions as certified by the State Board of Equalization and shown by the records in the County Assessor's office. Subscribed by my name and affixed the seal of the County Assessor's office on this day of 07/26/2023.

State of Oklahoma )  
 ) SS  
 Kay County )

*Janell Leaming*      7-26-23  
 \_\_\_\_\_      Date

Janell Leaming  
 County Assessor  
 Kay County



I, County Clerk of Kay County Oklahoma, do hereby certify that the above is a true, correct and complete list of the valuations of Kay County Oklahoma as certified by the Kay County Assessor's office.

*Jimmy Reese*      8-7-23  
 \_\_\_\_\_      Date

County Clerk  
 Kay County

Seal

Excise Board: *Steve Ansd*      *[Signature]*      *Rod Rose*  
 \_\_\_\_\_      \_\_\_\_\_      \_\_\_\_\_

8-7-23  
 Date



Real	Count	Value
Agricultural	1	332
Commercial	105	848,343
Residential	1,079	5,110,508
<b>Total Real Value</b>	<b>1,185</b>	<b>5,959,183</b>
Homestead	397	405,796
Veteran	13	114,822
Other	2	33,634
<b>Total Exempt</b>	<b>428</b>	<b>554,252</b>

**TIF Increment Value**

**Net Assessed 5,404,931**

**Net Assessed Under Protest**

Senior Freeze	39	99,629
Capped Parcels	934	5,333,275

Personal	Count	Value
Agricultural	0	0
Commercial	81	522,868
Mobile Home	14	21,163
<b>Total Personal</b>	<b>95</b>	<b>544,031</b>
<b>Total Exempt</b>	<b>0</b>	<b>0</b>

**TIF Increment Value**

**Net Assessed 544,031**

**Net Assessed Under Protest**

Public Service	Count	Value
<b>Total PS Value</b>	<b>14</b>	<b>492,538</b>

**TIF Increment Value**

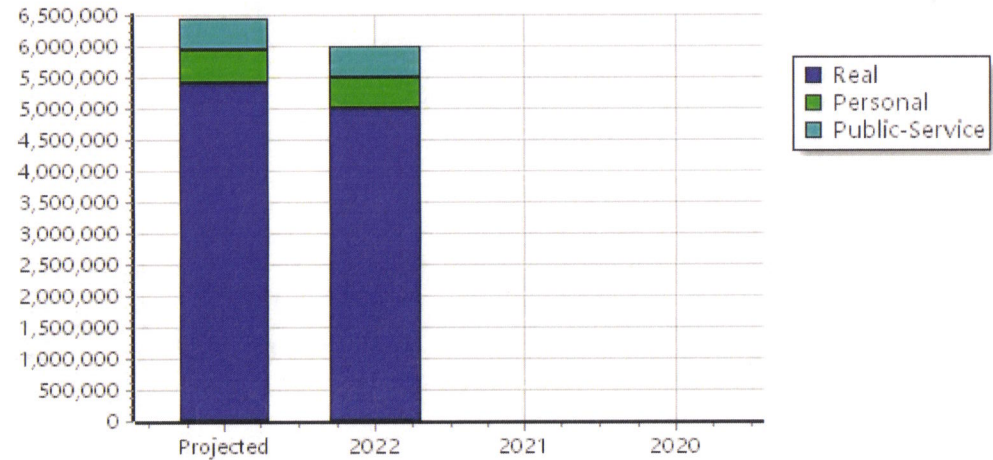
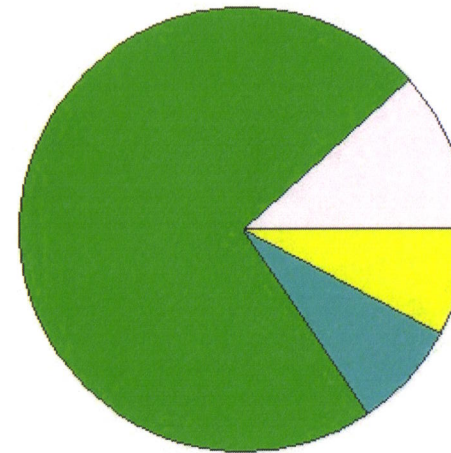
**Net Assessed 492,538**

**District Totals**

Total Gross Value	6,995,752
Homestead Loss	405,796
Other Exemption Loss	148,456
<b>TIF Increment Value</b>	
<b>Retained TIF Value</b>	
<b>Net Assessed Value</b>	<b>6,441,500</b>


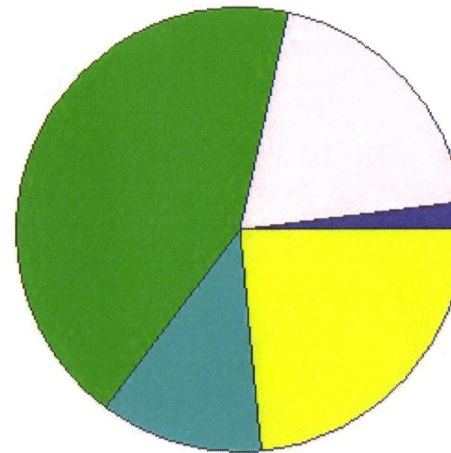
**Net Assessed Under Protest**

\* Public Service Protests Values are not included on this report.

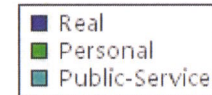
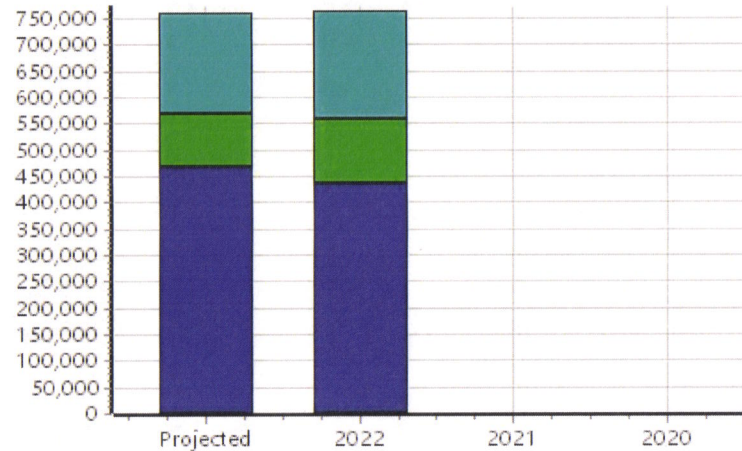




Real	Count	Value
Agricultural	1	9,372
Commercial	25	157,101
Residential	147	356,100
<b>Total Real Value</b>	<b>173</b>	<b>522,573</b>
Homestead	40	43,247
Veteran	4	13,169
Other	0	0
<b>Total Exempt</b>	<b>48</b>	<b>56,416</b>
<b>TIF Increment Value</b>		
<b>Net Assessed</b>		<b>466,157</b>
<b>Net Assessed Under Protest</b>		
Senior Freeze	5	14,821
Capped Parcels	131	284,019



Personal	Count	Value
Agricultural	0	0
Commercial	13	101,961
Mobile Home	0	0
<b>Total Personal</b>	<b>13</b>	<b>101,961</b>
<b>Total Exempt</b>	<b>0</b>	<b>0</b>
<b>TIF Increment Value</b>		
<b>Net Assessed</b>		<b>101,961</b>
<b>Net Assessed Under Protest</b>		
<b>Public Service</b>		
<b>Total PS Value</b>	<b>8</b>	<b>190,895</b>
<b>TIF Increment Value</b>		
<b>Net Assessed</b>		<b>190,895</b>



<b>District Totals</b>	
Total Gross Value	815,429
Homestead Loss	43,247
Other Exemption Loss	13,169
<b>TIF Increment Value</b>	
<b>Retained TIF Value</b>	
<b>Net Assessed Value</b>	<b>759,013</b>
<b>Net Assessed Under Protest</b>	

\* Public Service Protests Values are not included on this report.



Real	Count	Value
Agricultural	0	0
Commercial	5	44,313
Residential	59	178,008
<b>Total Real Value</b>	<b>64</b>	<b>222,321</b>
Homestead	19	20,000
Veteran	1	25,313
Other	0	0
<b>Total Exempt</b>	<b>21</b>	<b>45,313</b>

**TIF Increment Value**

**Net Assessed 177,008**

**Net Assessed Under Protest**

Senior Freeze	1	12,197
Capped Parcels	53	237,773

Personal	Count	Value
Agricultural	0	0
Commercial	3	5,766
Mobile Home	0	0
<b>Total Personal</b>	<b>3</b>	<b>5,766</b>
<b>Total Exempt</b>	<b>0</b>	<b>0</b>

**TIF Increment Value**

**Net Assessed 5,766**

**Net Assessed Under Protest**

Public Service	Count	Value
<b>Total PS Value</b>	<b>5</b>	<b>119,970</b>

**TIF Increment Value**

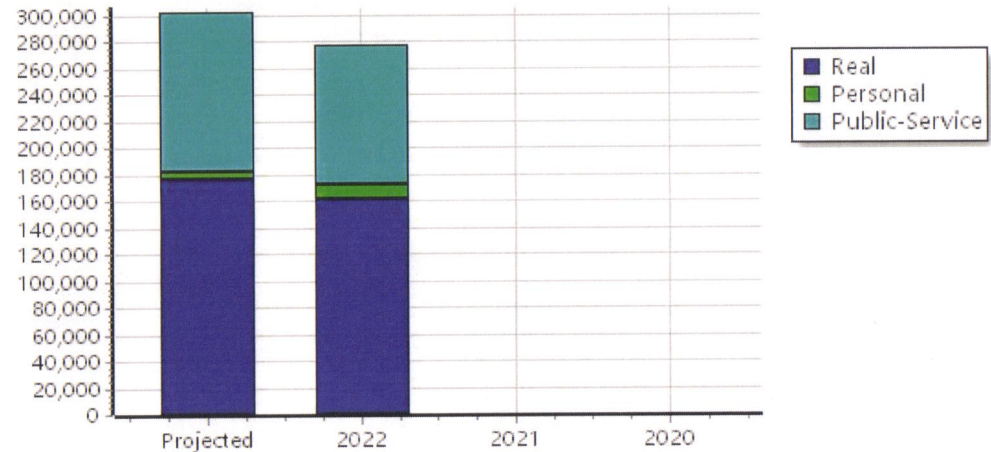
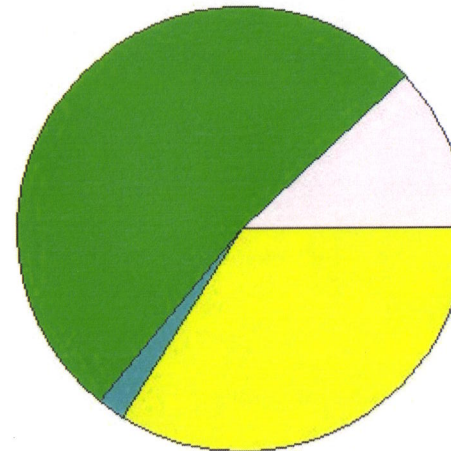
**Net Assessed 119,970**

**District Totals**


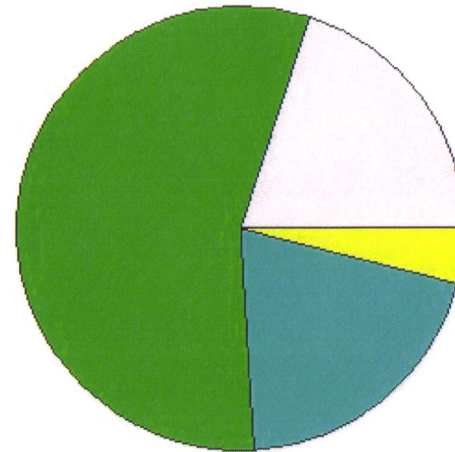
Total Gross Value	348,057
Homestead Loss	20,000
Other Exemption Loss	25,313
<b>TIF Increment Value</b>	
<b>Retained TIF Value</b>	
<b>Net Assessed Value</b>	<b>302,744</b>

**Net Assessed Under Protest**

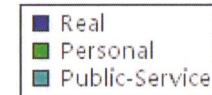
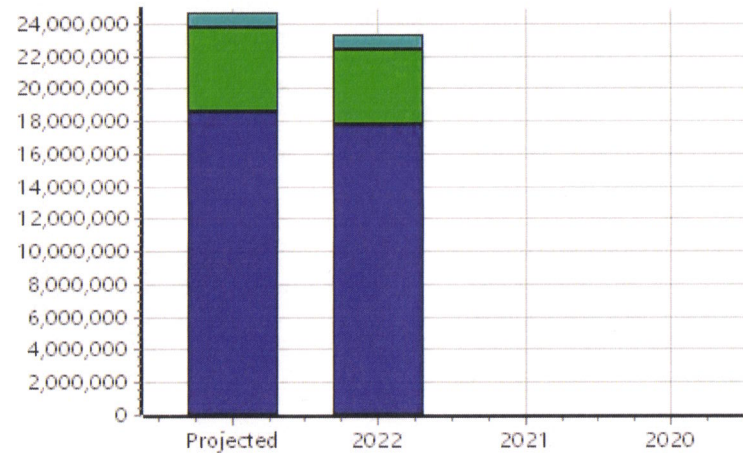
\* Public Service Protests Values are not included on this report.



Real	Count	Value
Agricultural	9	54,872
Commercial	363	5,408,235
Residential	3,548	14,537,489
<b>Total Real Value</b>	<b>3,920</b>	<b>20,000,596</b>
Homestead	1,075	1,123,648
Veteran	36	285,084
Other	8	63,754
<b>Total Exempt</b>	<b>1,181</b>	<b>1,472,486</b>
<b>TIF Increment Value</b>		<b>44,476</b>
<b>Net Assessed</b>		<b>18,483,634</b>
<b>Net Assessed Under Protest</b>		
Senior Freeze	102	255,701
Capped Parcels	2,907	10,377,360



Personal	Count	Value
Agricultural	2	3,299
Commercial	252	5,259,394
Mobile Home	0	0
<b>Total Personal</b>	<b>254</b>	<b>5,262,693</b>
<b>Total Exempt</b>	<b>1</b>	<b>44,262</b>
<b>TIF Increment Value</b>		<b>666,896</b>
<b>Net Assessed</b>		<b>4,551,535</b>
<b>Net Assessed Under Protest</b>		
<b>Public Service</b>	<b>Count</b>	<b>Value</b>
<b>Total PS Value</b>	<b>18</b>	<b>919,936</b>
<b>TIF Increment Value</b>		<b>0</b>
<b>Net Assessed</b>		<b>919,936</b>



District Totals	
Total Gross Value	26,183,225
Homestead Loss	1,123,648
Other Exemption Loss	393,100
<b>TIF Increment Value</b>	<b>711,372</b>
<b>Retained TIF Value</b>	<b>0</b>
<b>Net Assessed Value</b>	<b>23,955,105</b>
<b>Net Assessed Under Protest</b>	

TIF Project Summary						
Code	Description	Expires	Base Value	Increment Value	Retained Inc	Total Value
1	45A TIF	2036	2,741,148	711,372	0	3,452,520
<b>Total TIF Valuation :</b>			<b>2,741,148</b>	<b>711,372</b>	<b>0</b>	<b>3,452,520</b>

\* Public Service Protests Values are not included on this report.



Real	Count	Value
Agricultural	3	31,408
Commercial	939	31,902,170
Residential	10,465	86,941,205
<b>Total Real Value</b>	<b>11,407</b>	<b>118,874,783</b>
Homestead	3,660	3,805,865
Veteran	118	1,580,095
Other	11	107,427
<b>Total Exempt</b>	<b>3,954</b>	<b>5,493,387</b>

**TIF Increment Value**

**Net Assessed 113,381,396**

**Net Assessed Under Protest**

Senior Freeze	369	1,513,392
Capped Parcels	9,358	52,368,002

Personal	Count	Value
Agricultural	118	114,907
Commercial	806	43,084,478
Mobile Home	259	401,318
<b>Total Personal</b>	<b>1,183</b>	<b>43,600,703</b>
<b>Total Exempt</b>	<b>16</b>	<b>11,354,703</b>

**TIF Increment Value**

**Net Assessed 32,246,000**

**Net Assessed Under Protest**

Public Service	Count	Value
<b>Total PS Value</b>	<b>17</b>	<b>3,810,010</b>

**TIF Increment Value**

**Net Assessed 3,810,010**

**District Totals**

Total Gross Value	166,285,496
Homestead Loss	3,805,865
Other Exemption Loss	13,042,225

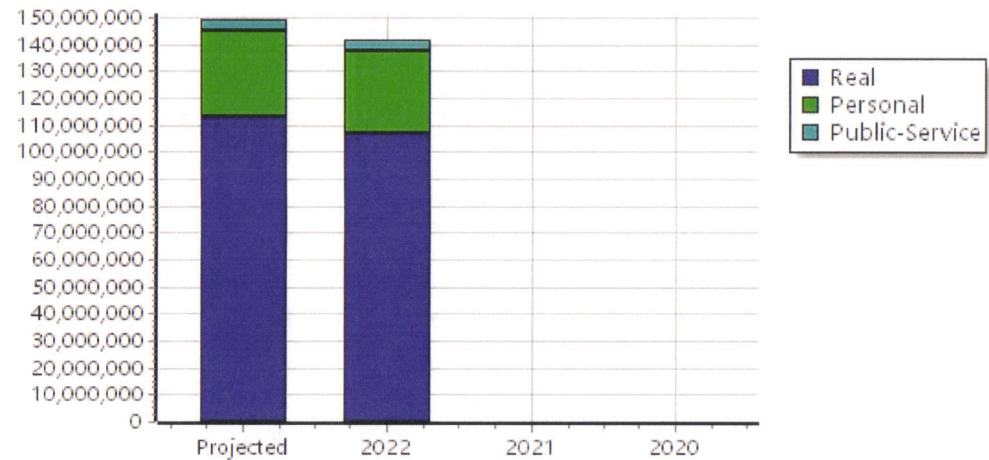
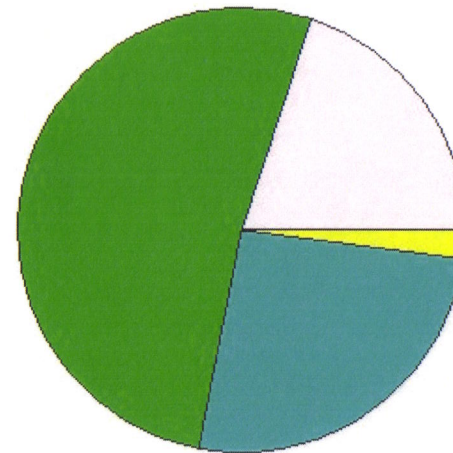
**TIF Increment Value**

**Retained TIF Value**

**Net Assessed Value 149,437,406**

**Net Assessed Under Protest**

\* Public Service Protests Values are not included on this report.





Real	Count	Value
Agricultural	5	9,484
Commercial	202	2,530,106
Residential	1,429	7,842,384
<b>Total Real Value</b>	<b>1,636</b>	<b>10,381,974</b>
Homestead	440	448,950
Veteran	18	127,679
Other	1	19,990
<b>Total Exempt</b>	<b>470</b>	<b>596,619</b>

**TIF Increment Value**

**Net Assessed 9,785,355**

**Net Assessed Under Protest**

Senior Freeze	35	132,172
Capped Parcels	1,218	5,598,065

Personal	Count	Value
Agricultural	6	25,094
Commercial	137	2,571,842
Mobile Home	7	10,622
<b>Total Personal</b>	<b>150</b>	<b>2,607,558</b>
<b>Total Exempt</b>	<b>1</b>	<b>5,283</b>

**TIF Increment Value**

**Net Assessed 2,602,275**

**Net Assessed Under Protest**

Public Service	Count	Value
<b>Total PS Value</b>	<b>13</b>	<b>1,720,269</b>

**TIF Increment Value**

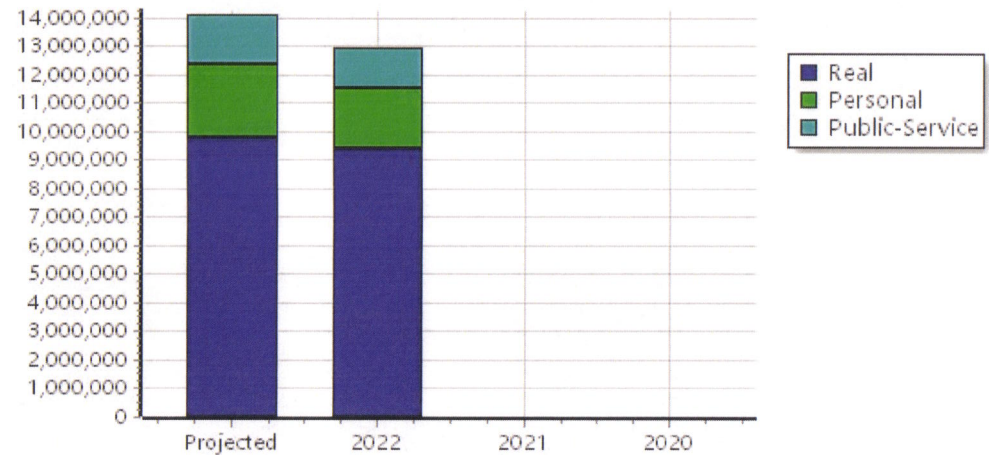
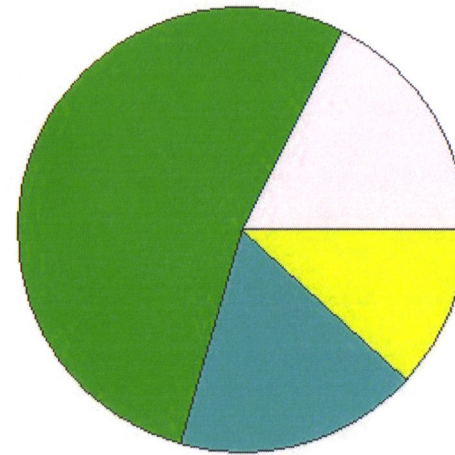
**Net Assessed 1,720,269**

**District Totals**

Total Gross Value	14,709,801
Homestead Loss	448,950
Other Exemption Loss	152,952
<b>TIF Increment Value</b>	
<b>Retained TIF Value</b>	
<b>Net Assessed Value</b>	<b>14,107,899</b>

**Net Assessed Under Protest**

\* Public Service Protests Values are not included on this report.



Real	Count	Value
Agricultural	6	77,484
Commercial	26	310,443
Residential	307	2,238,017
<b>Total Real Value</b>	<b>339</b>	<b>2,625,944</b>

Homestead	75	78,500
Veteran	6	57,767
Other	0	0
<b>Total Exempt</b>	<b>85</b>	<b>136,267</b>

**TIF Increment Value**

**Net Assessed** 2,489,677

**Net Assessed Under Protest**

Senior Freeze	10	48,127
Capped Parcels	219	1,145,263

Personal	Count	Value
Agricultural	1	1,386
Commercial	27	111,610
Mobile Home	26	51,365
<b>Total Personal</b>	<b>54</b>	<b>164,361</b>

**Total Exempt** 0 0

**TIF Increment Value**

**Net Assessed** 164,361

**Net Assessed Under Protest**

Public Service	Count	Value
<b>Total PS Value</b>	<b>6</b>	<b>111,185</b>

**TIF Increment Value**

**Net Assessed** 111,185

**District Totals**

Total Gross Value 2,901,490

Homestead Loss 78,500

Other Exemption Loss 57,767

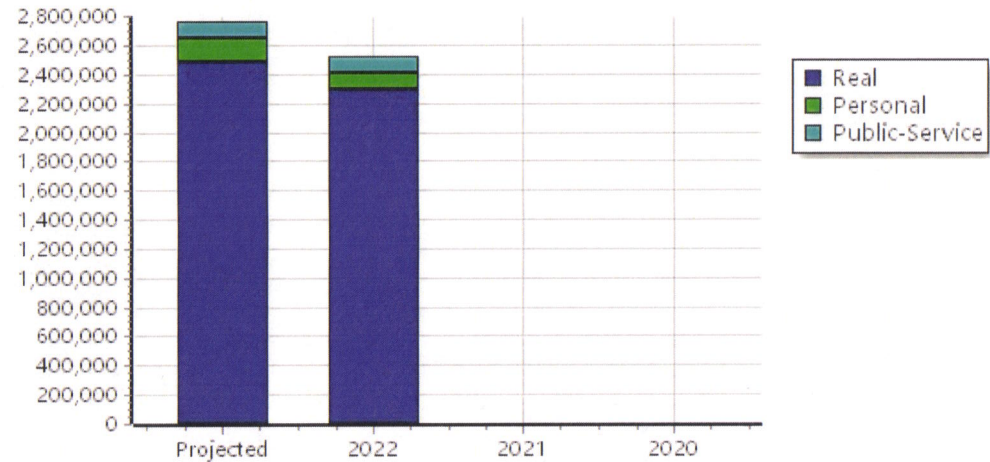
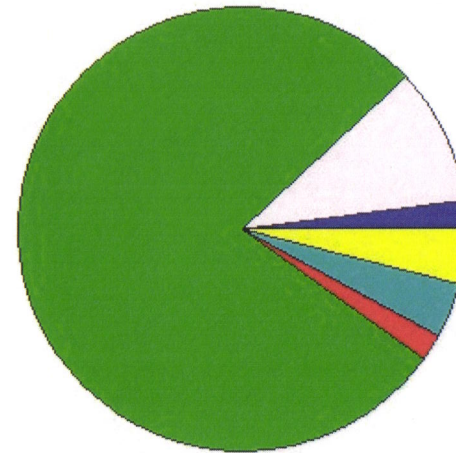
**TIF Increment Value**

**Retained TIF Value**

**Net Assessed Value** 2,765,223


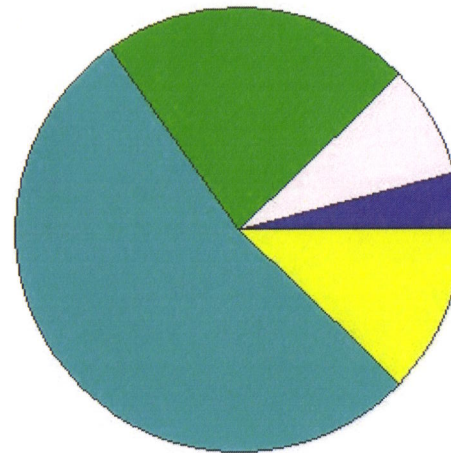
**Net Assessed Under Protest**

\* Public Service Protests Values are not included on this report.

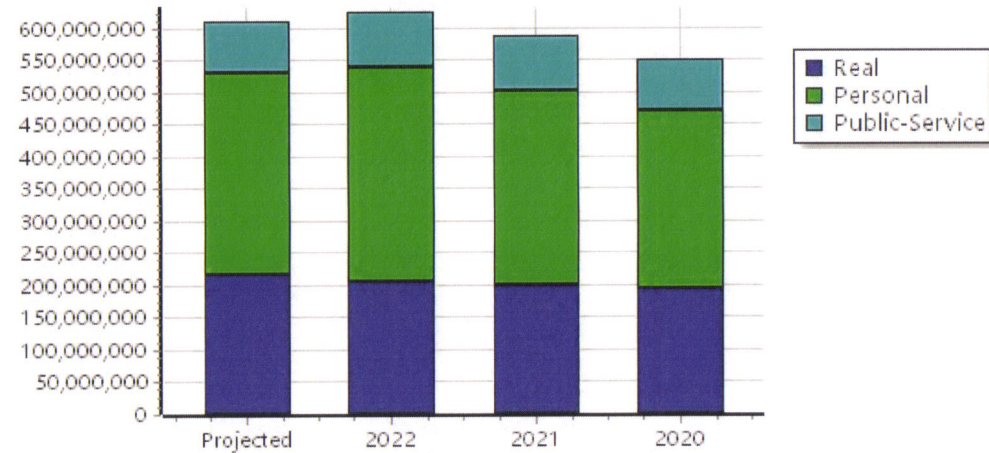




Real	Count	Value
Agricultural	4,890	27,061,754
Commercial	1,943	52,858,306
Residential	20,627	147,295,704
<b>Total Real Value</b>	<b>27,460</b>	<b>227,215,764</b>
Homestead	7,372	7,613,608
Veteran	234	2,774,971
Other	25	294,348
<b>Total Exempt</b>	<b>7,927</b>	<b>10,682,927</b>
<b>TIF Increment Value</b>		<b>44,476</b>
<b>Net Assessed</b>		<b>216,488,361</b>
<b>Net Assessed Under Protest</b>		
Senior Freeze	648	2,375,544
Capped Parcels	18,515	98,767,854



Personal	Count	Value
Agricultural	846	4,754,021
Commercial	1,734	337,187,311
Mobile Home	446	880,971
<b>Total Personal</b>	<b>3,026</b>	<b>342,822,303</b>
<b>Total Exempt</b>	<b>114</b>	<b>28,541,136</b>
<b>TIF Increment Value</b>		<b>666,896</b>
<b>Net Assessed</b>		<b>313,614,271</b>
<b>Net Assessed Under Protest</b>		
<b>Public Service</b>	<b>Count</b>	<b>Value</b>
<b>Total PS Value</b>	<b>243</b>	<b>80,867,989</b>
<b>TIF Increment Value</b>		<b>0</b>
<b>Net Assessed</b>		<b>80,867,989</b>




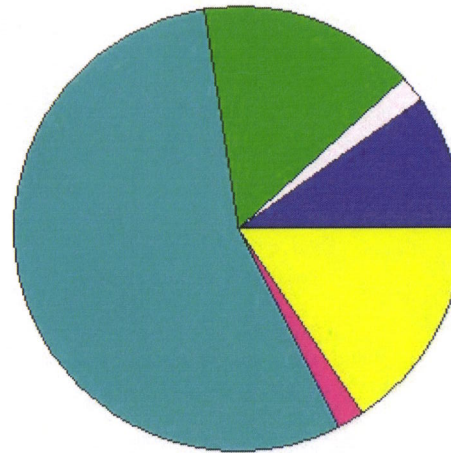
District Totals	
Total Gross Value	650,906,056
Homestead Loss	7,613,608
Other Exemption Loss	31,610,455
<b>TIF Increment Value</b>	<b>711,372</b>
<b>Retained TIF Value</b>	<b>0</b>
<b>Net Assessed Value</b>	<b>610,970,621</b>
<b>Net Assessed Under Protest</b>	

TIF Project Summary						
Code	Description	Expires	Base Value	Increment Value	Retained Inc	Total Value
1	45A TIF	2036	2,741,148	711,372	0	3,452,520
<b>Total TIF Valuation :</b>			<b>2,741,148</b>	<b>711,372</b>	<b>0</b>	<b>3,452,520</b>

\* Public Service Protests Values are not included on this report.



Real	Count	Value
Agricultural	1,058	4,819,606
Commercial	122	1,019,256
Residential	1,469	7,608,225
<b>Total Real Value</b>	<b>2,649</b>	<b>13,447,087</b>
Homestead	638	654,268
Veteran	15	165,268
Other	2	33,634
<b>Total Exempt</b>	<b>679</b>	<b>853,170</b>



**TIF Increment Value**

**Net Assessed 12,593,917**

**Net Assessed Under Protest**

Senior Freeze	55	226,963
Capped Parcels	1,846	11,781,765

Personal	Count	Value
Agricultural	131	502,414
Commercial	140	27,454,750
Mobile Home	31	89,317
<b>Total Personal</b>	<b>302</b>	<b>28,046,481</b>
<b>Total Exempt</b>	<b>13</b>	<b>2,321</b>

**TIF Increment Value**

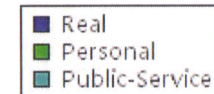
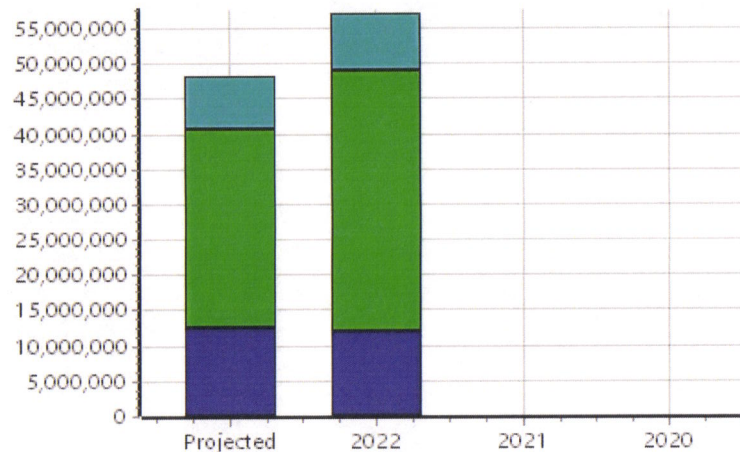
**Net Assessed 28,044,160**

**Net Assessed Under Protest**

Public Service	Count	Value
<b>Total PS Value</b>	<b>32</b>	<b>7,523,917</b>

**TIF Increment Value**

**Net Assessed 7,523,917**




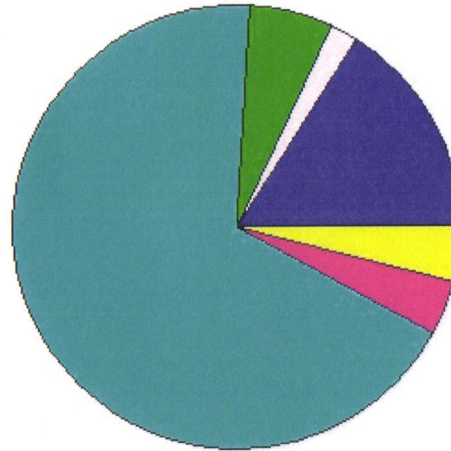
**District Totals**

Total Gross Value	49,017,485
Homestead Loss	654,268
Other Exemption Loss	201,223
<b>TIF Increment Value</b>	
<b>Retained TIF Value</b>	
<b>Net Assessed Value</b>	<b>48,161,994</b>

**Net Assessed Under Protest**

\* Public Service Protests Values are not included on this report.

Real	Count	Value
Agricultural	605	3,205,431
Commercial	39	262,017
Residential	260	1,059,393
<b>Total Real Value</b>	<b>904</b>	<b>4,526,841</b>
Homestead	113	116,031
Veteran	5	16,605
Other	0	0
<b>Total Exempt</b>	<b>123</b>	<b>132,636</b>



**TIF Increment Value**

**Net Assessed 4,394,205**

**Net Assessed Under Protest**

Senior Freeze	9	31,539
Capped Parcels	596	1,877,223

Personal	Count	Value
Agricultural	103	592,133
Commercial	39	13,396,943
Mobile Home	36	65,089
<b>Total Personal</b>	<b>178</b>	<b>14,054,165</b>
<b>Total Exempt</b>	<b>8</b>	<b>1,600</b>

**TIF Increment Value**

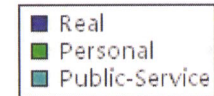
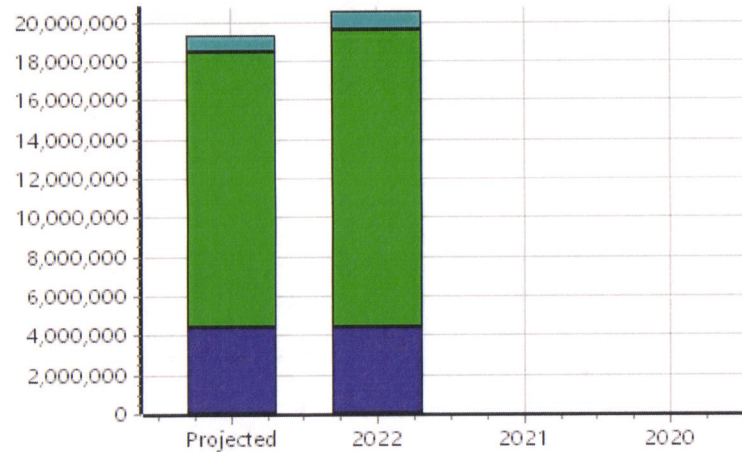
**Net Assessed 14,052,565**

**Net Assessed Under Protest**

Public Service	Count	Value
<b>Total PS Value</b>	<b>15</b>	<b>864,514</b>

**TIF Increment Value**

**Net Assessed 864,514**



**District Totals**


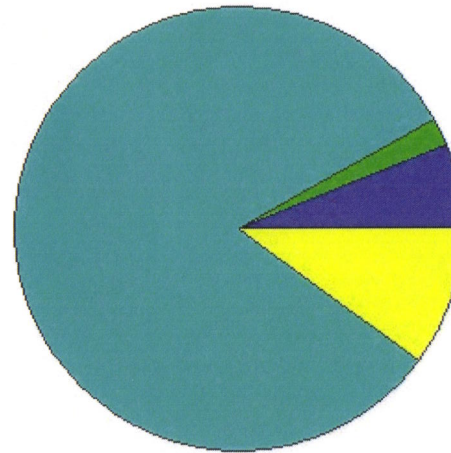
Total Gross Value	19,445,520
Homestead Loss	116,031
Other Exemption Loss	18,205
<b>TIF Increment Value</b>	
<b>Retained TIF Value</b>	
<b>Net Assessed Value</b>	<b>19,311,284</b>

**Net Assessed Under Protest**

\* Public Service Protests Values are not included on this report.



Real	Count	Value
Agricultural	446	2,720,781
Commercial	7	96,423
Residential	163	1,001,891
<b>Total Real Value</b>	<b>616</b>	<b>3,819,095</b>
Homestead	99	99,500
Veteran	2	59,732
Other	0	0
<b>Total Exempt</b>	<b>102</b>	<b>159,232</b>



**TIF Increment Value**

**Net Assessed** 3,659,863

**Net Assessed Under Protest**

Senior Freeze	1	12,045
Capped Parcels	362	1,717,930

Personal	Count	Value
Agricultural	64	321,964
Commercial	15	37,689,769
Mobile Home	7	42,328
<b>Total Personal</b>	<b>86</b>	<b>38,054,061</b>
<b>Total Exempt</b>	<b>11</b>	<b>2,048</b>

**TIF Increment Value**

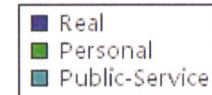
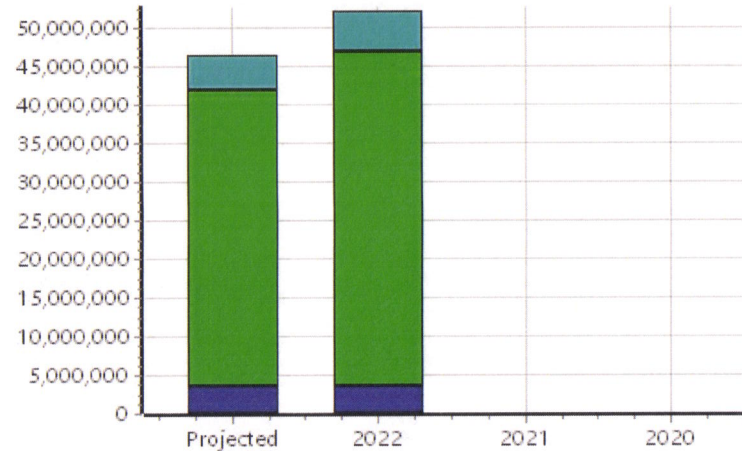
**Net Assessed** 38,052,013

**Net Assessed Under Protest**

Public Service	Count	Value
<b>Total PS Value</b>	<b>16</b>	<b>4,676,703</b>

**TIF Increment Value**

**Net Assessed** 4,676,703



**District Totals**

Total Gross Value	46,549,859
Homestead Loss	99,500
Other Exemption Loss	61,780

**TIF Increment Value**

**Retained TIF Value**


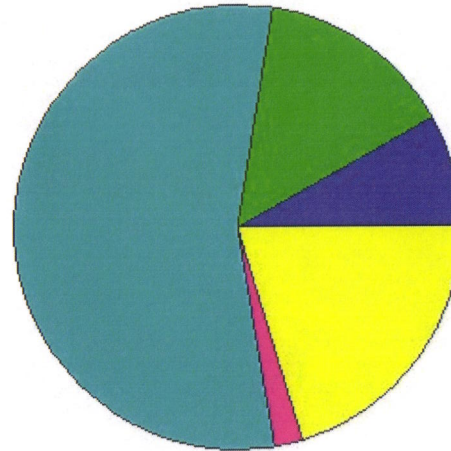
**Net Assessed Value** 46,388,579

**Net Assessed Under Protest**

\* Public Service Protests Values are not included on this report.



Real	Count	Value
Agricultural	502	3,667,625
Commercial	12	167,257
Residential	621	5,997,688
<b>Total Real Value</b>	<b>1,135</b>	<b>9,832,570</b>
Homestead	302	307,176
Veteran	7	106,493
Other	1	52,793
<b>Total Exempt</b>	<b>317</b>	<b>466,462</b>



**TIF Increment Value**

**Net Assessed 9,366,108**

**Net Assessed Under Protest**

Senior Freeze	15	51,668
Capped Parcels	642	2,663,929

Personal	Count	Value
Agricultural	125	818,264
Commercial	47	22,123,677
Mobile Home	19	73,980
<b>Total Personal</b>	<b>191</b>	<b>23,015,921</b>
<b>Total Exempt</b>	<b>17</b>	<b>118,453</b>

**TIF Increment Value**

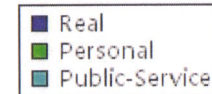
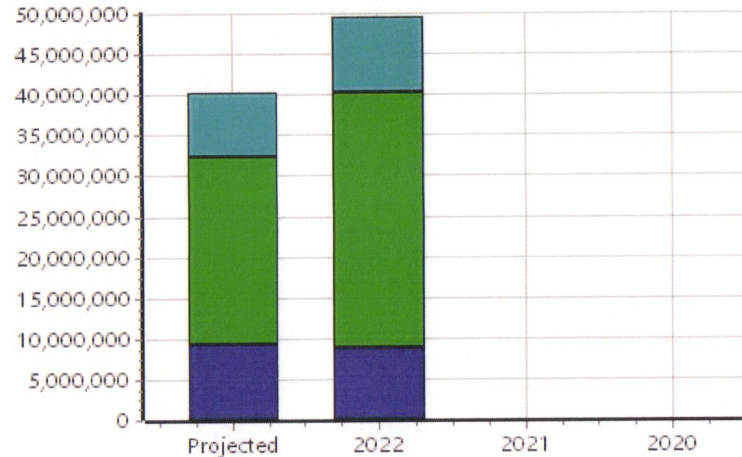
**Net Assessed 22,897,468**

**Net Assessed Under Protest**

Public Service	Count	Value
<b>Total PS Value</b>	<b>27</b>	<b>7,968,262</b>

**TIF Increment Value**

**Net Assessed 7,968,262**



**District Totals**

Total Gross Value	40,816,753
Homestead Loss	307,176
Other Exemption Loss	277,739

**TIF Increment Value**

**Retained TIF Value**

**Net Assessed Value 40,231,838**

**Net Assessed Under Protest**

\* Public Service Protests Values are not included on this report.

Real	Count	Value
Agricultural	74	315,699
Commercial	3	5,919
Residential	8	26,592
<b>Total Real Value</b>	<b>85</b>	<b>348,210</b>
Homestead	2	2,000
Veteran	0	0
Other	0	0
<b>Total Exempt</b>	<b>2</b>	<b>2,000</b>

**TIF Increment Value**

**Net Assessed 346,210**

**Net Assessed Under Protest**

Senior Freeze	0	0
Capped Parcels	4	17,585

Personal	Count	Value
Agricultural	7	63,665
Commercial	9	6,687,420
Mobile Home	0	0
<b>Total Personal</b>	<b>16</b>	<b>6,751,085</b>
<b>Total Exempt</b>	<b>0</b>	<b>0</b>

**TIF Increment Value**

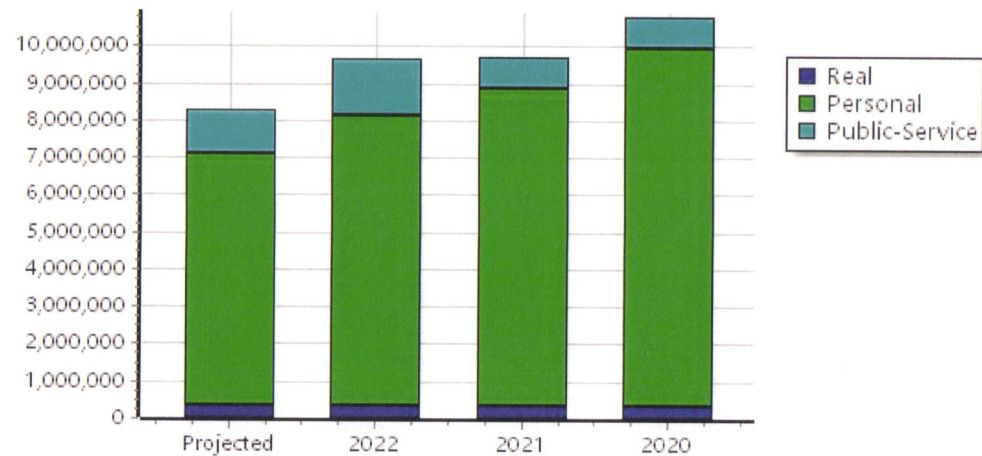
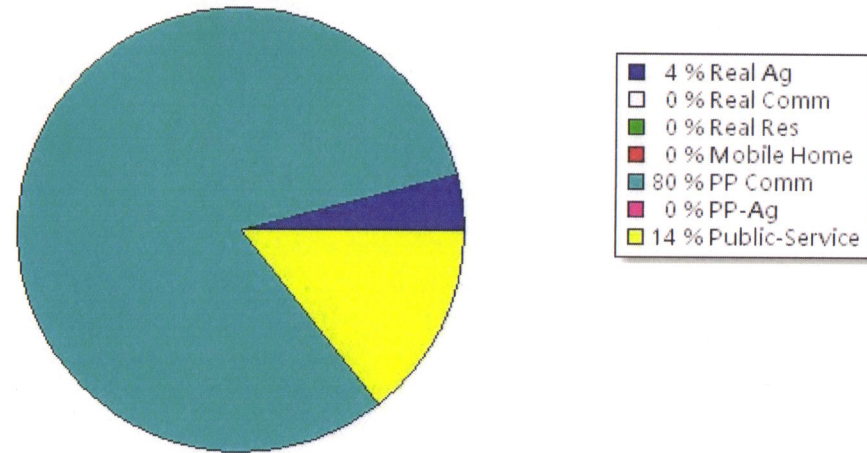
**Net Assessed 6,751,085**

**Net Assessed Under Protest**

Public Service	Count	Value
<b>Total PS Value</b>	<b>7</b>	<b>1,215,131</b>

**TIF Increment Value**

**Net Assessed 1,215,131**



**District Totals**

Total Gross Value	8,314,426
Homestead Loss	2,000
Other Exemption Loss	0
<b>TIF Increment Value</b>	
<b>Retained TIF Value</b>	
<b>Net Assessed Value</b>	<b>8,312,426</b>

**Net Assessed Under Protest**

\* Public Service Protests Values are not included on this report.




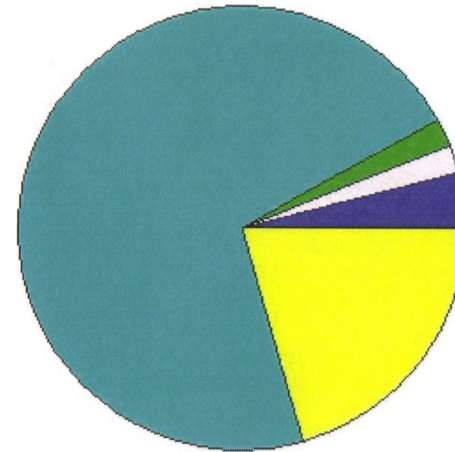
Real	Count	Value
Agricultural	80	275,990
Commercial	1	164,643
Residential	20	80,942
<b>Total Real Value</b>	<b>101</b>	<b>521,575</b>
Homestead	17	17,000
Veteran	0	0
Other	0	0
<b>Total Exempt</b>	<b>17</b>	<b>17,000</b>

**TIF Increment Value**

**Net Assessed 504,575**

**Net Assessed Under Protest**

Senior Freeze	2	464
Capped Parcels	14	29,449

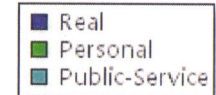
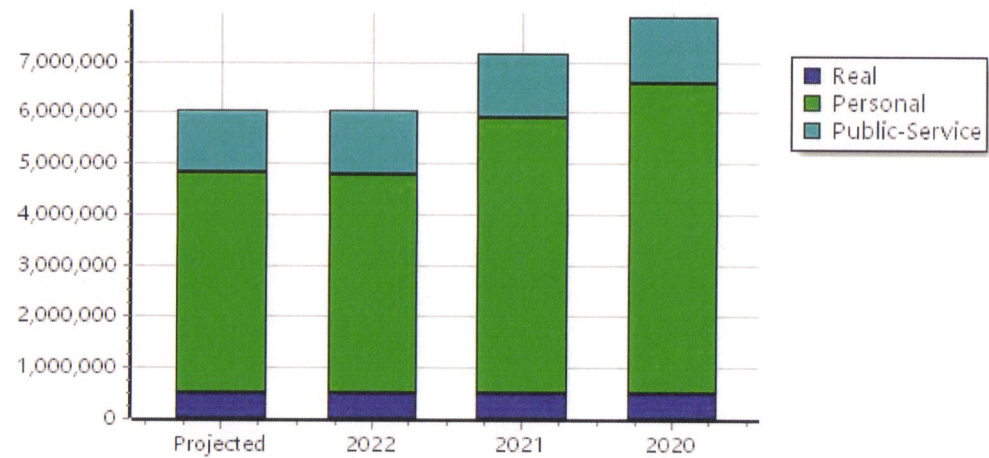


Personal	Count	Value
Agricultural	9	37,538
Commercial	9	4,285,623
Mobile Home	2	3,353
<b>Total Personal</b>	<b>20</b>	<b>4,326,514</b>
<b>Total Exempt</b>	<b>3</b>	<b>544</b>

**TIF Increment Value**

**Net Assessed 4,325,970**

**Net Assessed Under Protest**



Public Service	Count	Value
<b>Total PS Value</b>	<b>10</b>	<b>1,211,394</b>

**TIF Increment Value**

**Net Assessed 1,211,394**

**District Totals**

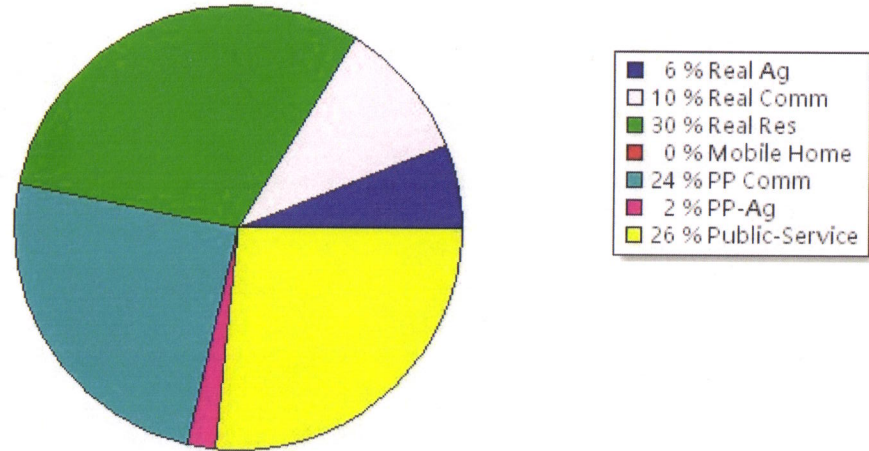
Total Gross Value	6,059,483
Homestead Loss	17,000
Other Exemption Loss	544
<b>TIF Increment Value</b>	
<b>Retained TIF Value</b>	
<b>Net Assessed Value</b>	<b>6,041,939</b>

**Net Assessed Under Protest**

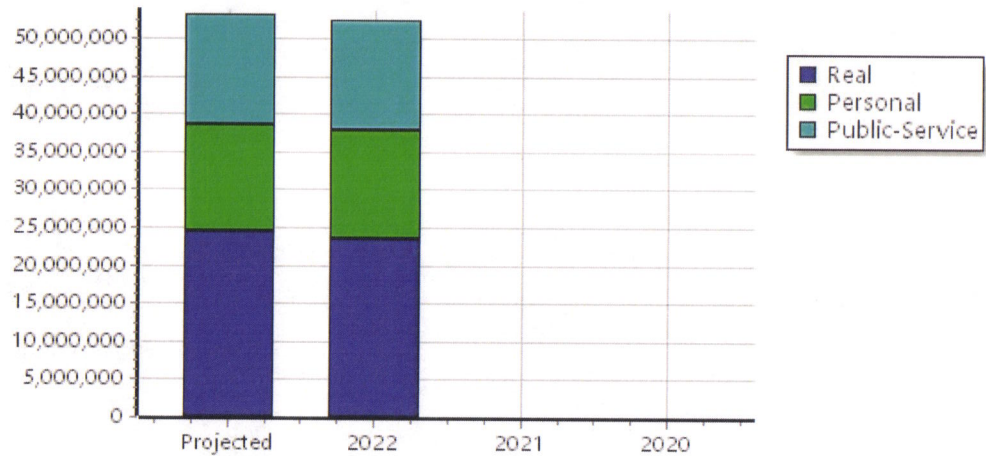
\* Public Service Protests Values are not included on this report.



Real	Count	Value
Agricultural	610	3,593,616
Commercial	390	5,941,997
Residential	3,939	16,640,147
<b>Total Real Value</b>	<b>4,939</b>	<b>26,175,760</b>
Homestead	1,242	1,289,644
Veteran	42	354,919
Other	9	76,145
<b>Total Exempt</b>	<b>1,357</b>	<b>1,720,708</b>
<b>TIF Increment Value</b>		<b>44,476</b>
<b>Net Assessed</b>		<b>24,410,576</b>
<b>Net Assessed Under Protest</b>		
Senior Freeze	107	273,884
Capped Parcels	3,440	11,994,604



Personal	Count	Value
Agricultural	82	825,534
Commercial	293	13,485,325
Mobile Home	7	11,805
<b>Total Personal</b>	<b>382</b>	<b>14,322,664</b>
<b>Total Exempt</b>	<b>9</b>	<b>273,422</b>
<b>TIF Increment Value</b>		<b>666,896</b>
<b>Net Assessed</b>		<b>13,382,346</b>
<b>Net Assessed Under Protest</b>		
<b>Public Service</b>	<b>Count</b>	<b>Value</b>
<b>Total PS Value</b>	<b>36</b>	<b>14,631,379</b>
<b>TIF Increment Value</b>		<b>0</b>
<b>Net Assessed</b>		<b>14,631,379</b>


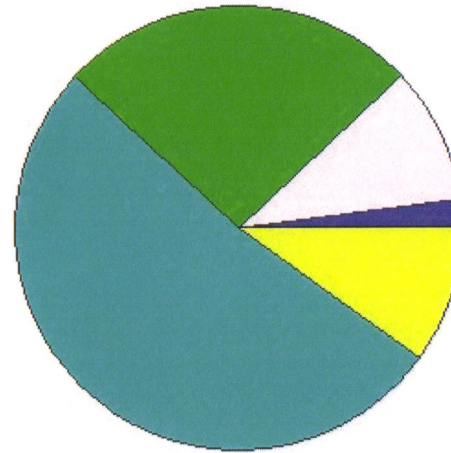


<b>District Totals</b>	
Total Gross Value	55,129,803
Homestead Loss	1,289,644
Other Exemption Loss	704,486
<b>TIF Increment Value</b>	<b>711,372</b>
<b>Retained TIF Value</b>	<b>0</b>
<b>Net Assessed Value</b>	<b>52,424,301</b>
<b>Net Assessed Under Protest</b>	

<b>TIF Project Summary</b>						
Code	Description	Expires	Base Value	Increment Value	Retained Inc	Total Value
1	45A TIF	2036	2,741,148	711,372	0	3,452,520
<b>Total TIF Valuation :</b>			<b>2,741,148</b>	<b>711,372</b>	<b>0</b>	<b>3,452,520</b>

\* Public Service Protests Values are not included on this report.

Real	Count	Value
Agricultural	616	4,243,997
Commercial	1,119	42,126,828
Residential	11,935	102,044,119
<b>Total Real Value</b>	<b>13,670</b>	<b>148,414,944</b>
Homestead	4,279	4,430,933
Veteran	135	1,830,769
Other	12	111,786
<b>Total Exempt</b>	<b>4,600</b>	<b>6,373,488</b>



**TIF Increment Value**

**Net Assessed** 142,041,456

**Net Assessed Under Protest**

Senior Freeze	402	1,594,949
Capped Parcels	9,813	59,030,112

Personal	Count	Value
Agricultural	234	678,544
Commercial	964	204,186,731
Mobile Home	301	513,472
<b>Total Personal</b>	<b>1,499</b>	<b>205,378,747</b>
<b>Total Exempt</b>	<b>42</b>	<b>28,134,254</b>

**TIF Increment Value**

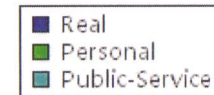
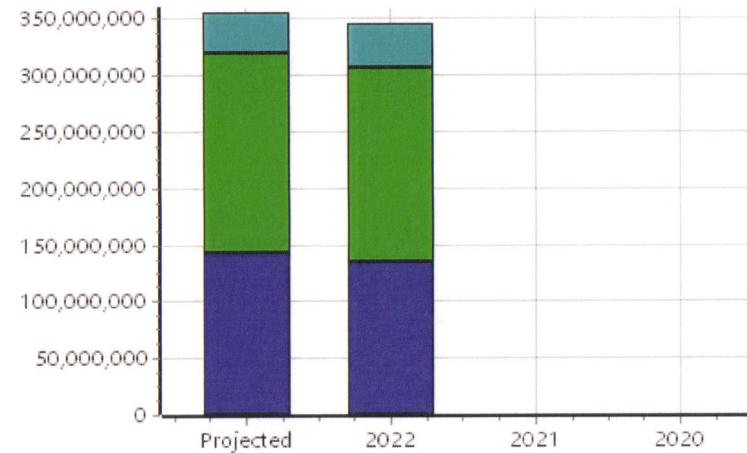
**Net Assessed** 177,244,493

**Net Assessed Under Protest**

Public Service	Count	Value
<b>Total PS Value</b>	<b>40</b>	<b>35,884,978</b>

**TIF Increment Value**

**Net Assessed** 35,884,978



**District Totals**

Total Gross Value	389,678,669
Homestead Loss	4,430,933
Other Exemption Loss	30,076,809
<b>TIF Increment Value</b>	
<b>Retained TIF Value</b>	
<b>Net Assessed Value</b>	<b>355,170,927</b>

**Net Assessed Under Protest**

\* Public Service Protests Values are not included on this report.



Real	Count	Value
Agricultural	720	3,600,975
Commercial	224	2,763,523
Residential	1,675	9,616,295
<b>Total Real Value</b>	<b>2,619</b>	<b>15,980,793</b>
Homestead	551	562,556
Veteran	20	167,014
Other	1	19,990
<b>Total Exempt</b>	<b>587</b>	<b>749,560</b>

**TIF Increment Value**

**Net Assessed 15,231,233**

**Net Assessed Under Protest**

Senior Freeze	42	133,351
Capped Parcels	1,409	7,936,118

Personal	Count	Value
Agricultural	81	885,825
Commercial	181	7,731,587
Mobile Home	13	20,656
<b>Total Personal</b>	<b>275</b>	<b>8,638,068</b>
<b>Total Exempt</b>	<b>8</b>	<b>6,651</b>

**TIF Increment Value**

**Net Assessed 8,631,417**

**Net Assessed Under Protest**

Public Service	Count	Value
<b>Total PS Value</b>	<b>35</b>	<b>5,435,254</b>

**TIF Increment Value**

**Net Assessed 5,435,254**

**District Totals**

Total Gross Value	30,054,115
Homestead Loss	562,556
Other Exemption Loss	193,655

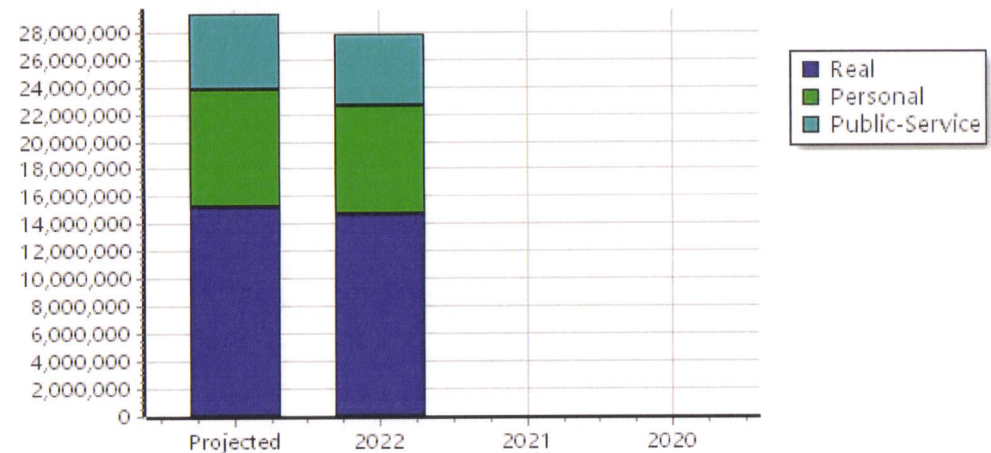
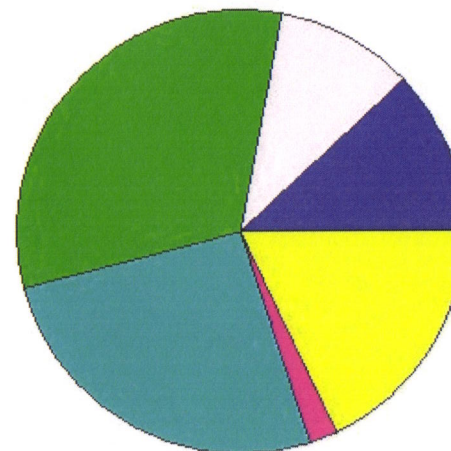
**TIF Increment Value**

**Retained TIF Value**

**Net Assessed Value 29,297,904**

**Net Assessed Under Protest**

\* Public Service Protests Values are not included on this report.



Real	Count	Value
Agricultural	56	171,388
Commercial	26	310,443
Residential	487	3,087,348
<b>Total Real Value</b>	<b>569</b>	<b>3,569,179</b>
Homestead	114	119,500
Veteran	8	74,171
Other	0	0
<b>Total Exempt</b>	<b>128</b>	<b>193,671</b>

**TIF Increment Value**

**Net Assessed 3,375,508**

**Net Assessed Under Protest**

Senior Freeze	15	50,681
Capped Parcels	313	1,463,203

Personal	Count	Value
Agricultural	1	1,386
Commercial	31	129,297
Mobile Home	28	54,959
<b>Total Personal</b>	<b>60</b>	<b>185,642</b>
<b>Total Exempt</b>	<b>1</b>	<b>1,443</b>

**TIF Increment Value**

**Net Assessed 184,199**

**Net Assessed Under Protest**

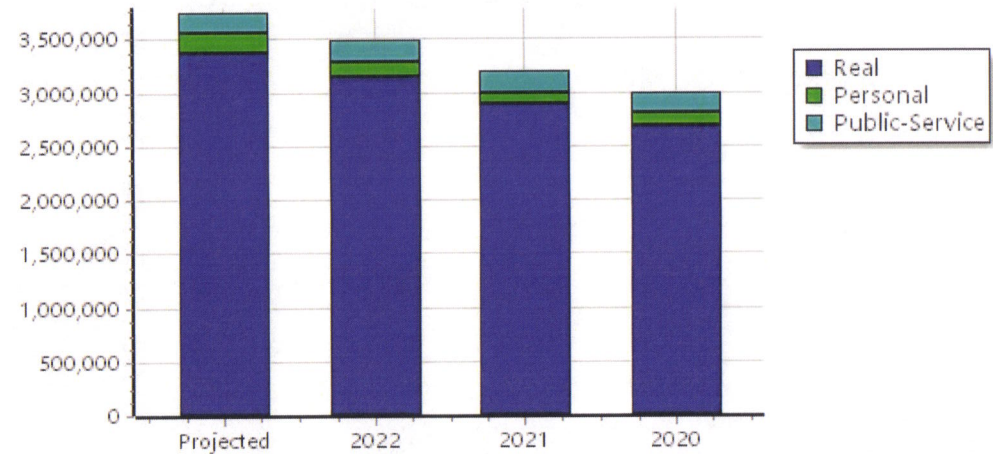
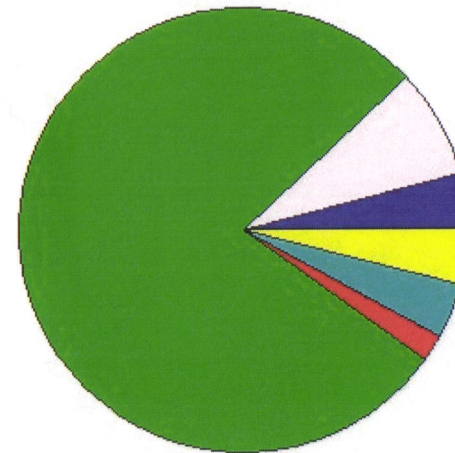
Public Service	Count	Value
<b>Total PS Value</b>	<b>10</b>	<b>186,800</b>
<b>TIF Increment Value</b>		
<b>Net Assessed</b>		<b>186,800</b>

**District Totals**

Total Gross Value	3,941,621
Homestead Loss	119,500
Other Exemption Loss	75,614
<b>TIF Increment Value</b>	
<b>Retained TIF Value</b>	
<b>Net Assessed Value</b>	<b>3,746,507</b>


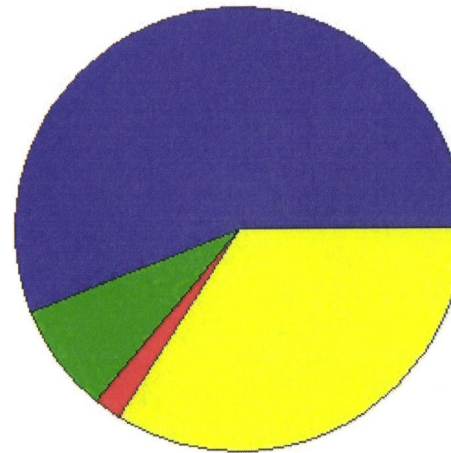
**Net Assessed Under Protest**

\* Public Service Protests Values are not included on this report.

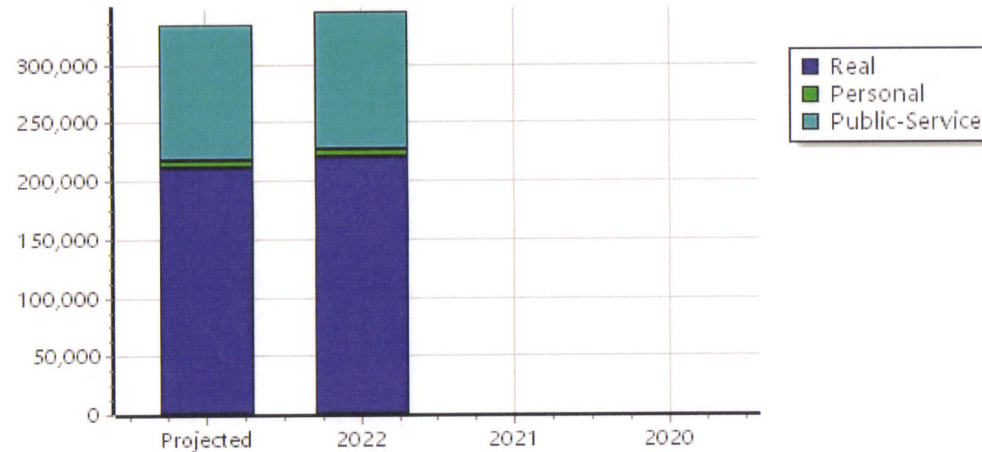




Real	Count	Value
Agricultural	71	188,771
Commercial	0	0
Residential	6	28,285
<b>Total Real Value</b>	<b>77</b>	<b>217,056</b>
Homestead	6	6,000
Veteran	0	0
Other	0	0
<b>Total Exempt</b>	<b>6</b>	<b>6,000</b>
<b>TIF Increment Value</b>		
<b>Net Assessed</b>		<b>211,056</b>
<b>Net Assessed Under Protest</b>		
Senior Freeze	0	0
Capped Parcels	67	240,872




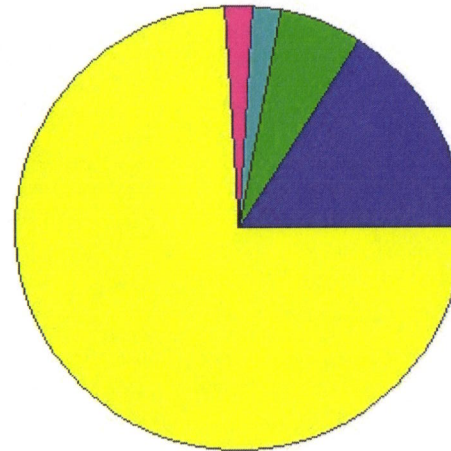
Personal	Count	Value
Agricultural	2	445
Commercial	1	34
Mobile Home	1	5,275
<b>Total Personal</b>	<b>4</b>	<b>5,754</b>
<b>Total Exempt</b>	<b>0</b>	<b>0</b>
<b>TIF Increment Value</b>		
<b>Net Assessed</b>		<b>5,754</b>
<b>Net Assessed Under Protest</b>		
<b>Public Service</b>		
<b>Total PS Value</b>	<b>6</b>	<b>117,326</b>
<b>TIF Increment Value</b>		
<b>Net Assessed</b>		<b>117,326</b>



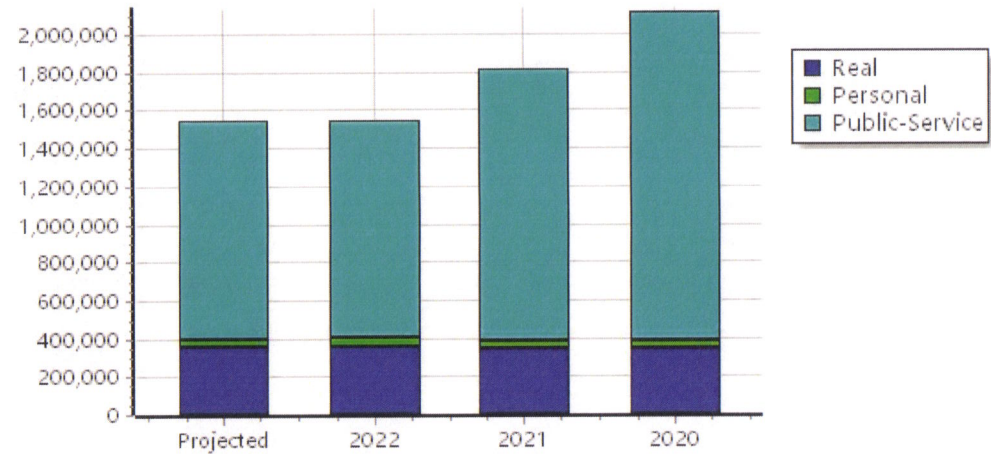
<b>District Totals</b>	
Total Gross Value	340,136
Homestead Loss	6,000
Other Exemption Loss	0
<b>TIF Increment Value</b>	
<b>Retained TIF Value</b>	
<b>Net Assessed Value</b>	<b>334,136</b>
<b>Net Assessed Under Protest</b>	

\* Public Service Protests Values are not included on this report.

Real	Count	Value
Agricultural	52	257,875
Commercial	0	0
Residential	44	104,779
<b>Total Real Value</b>	<b>96</b>	<b>362,654</b>
Homestead	9	9,000
Veteran	0	0
Other	0	0
<b>Total Exempt</b>	<b>9</b>	<b>9,000</b>
<b>TIF Increment Value</b>		
<b>Net Assessed</b>		<b>353,654</b>
<b>Net Assessed Under Protest</b>		
Senior Freeze	0	0
Capped Parcels	9	15,064



Personal	Count	Value
Agricultural	7	26,309
Commercial	5	16,155
Mobile Home	1	737
<b>Total Personal</b>	<b>13</b>	<b>43,201</b>
<b>Total Exempt</b>	<b>2</b>	<b>400</b>
<b>TIF Increment Value</b>		
<b>Net Assessed</b>		<b>42,801</b>
<b>Net Assessed Under Protest</b>		
<b>Public Service</b>		
<b>Total PS Value</b>	<b>9</b>	<b>1,152,331</b>
<b>TIF Increment Value</b>		
<b>Net Assessed</b>		<b>1,152,331</b>


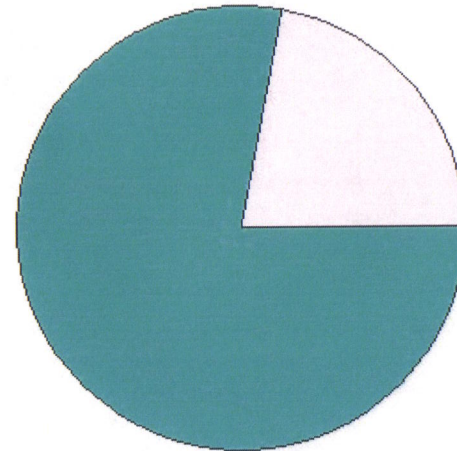


<b>District Totals</b>	
Total Gross Value	1,558,186
Homestead Loss	9,000
Other Exemption Loss	400
<b>TIF Increment Value</b>	
<b>Retained TIF Value</b>	
<b>Net Assessed Value</b>	<b>1,548,786</b>
<b>Net Assessed Under Protest</b>	

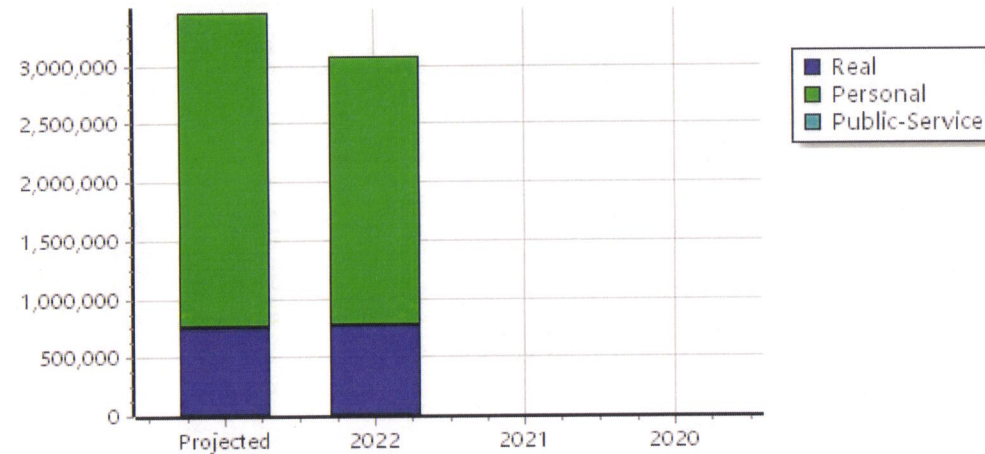
\* Public Service Protests Values are not included on this report.



Real	Count	Value
Agricultural	0	0
Commercial	23	742,120
Residential	3	11,976
<b>Total Real Value</b>	<b>26</b>	<b>754,096</b>
Homestead	0	0
Veteran	0	0
Other	0	0
<b>Total Exempt</b>	<b>0</b>	<b>0</b>
<b>TIF Base/Retained Value</b>		<b>709,620</b>
<b>Net Assessed</b>		<b>44,476</b>
<b>Net Assessed Under Protest</b>		
Senior Freeze	0	0
Capped Parcels	30	391,701



Personal	Count	Value
Agricultural	0	0
Commercial	28	2,742,686
Mobile Home	0	0
<b>Total Personal</b>	<b>28</b>	<b>2,742,686</b>
<b>Total Exempt</b>	<b>1</b>	<b>44,262</b>
<b>TIF Base/Retained Value</b>		<b>2,031,528</b>
<b>Net Assessed</b>		<b>666,896</b>
<b>Net Assessed Under Protest</b>		



Public Service	Count	Value
<b>Total PS Value</b>	<b>0</b>	<b>0</b>
<b>TIF Base/Retained Value</b>		<b>0</b>
<b>Net Assessed</b>		<b>0</b>


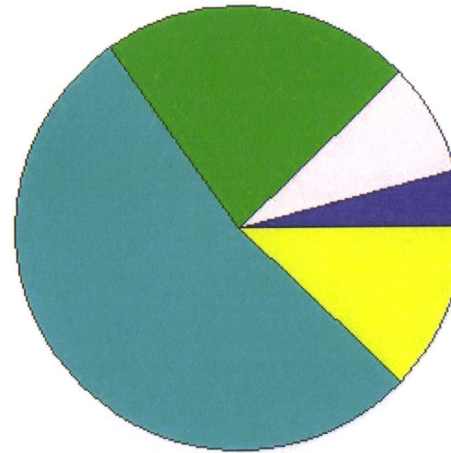
**District Totals**

Total Gross Value	3,496,782
Homestead Loss	0
Other Exemption Loss	44,262
<b>TIF Base Value</b>	<b>2,741,148</b>
<b>Base Retained Value</b>	<b>0</b>
<b>Net Assessed Value</b>	<b>711,372</b>
<b>Net Assessed Under Protest</b>	

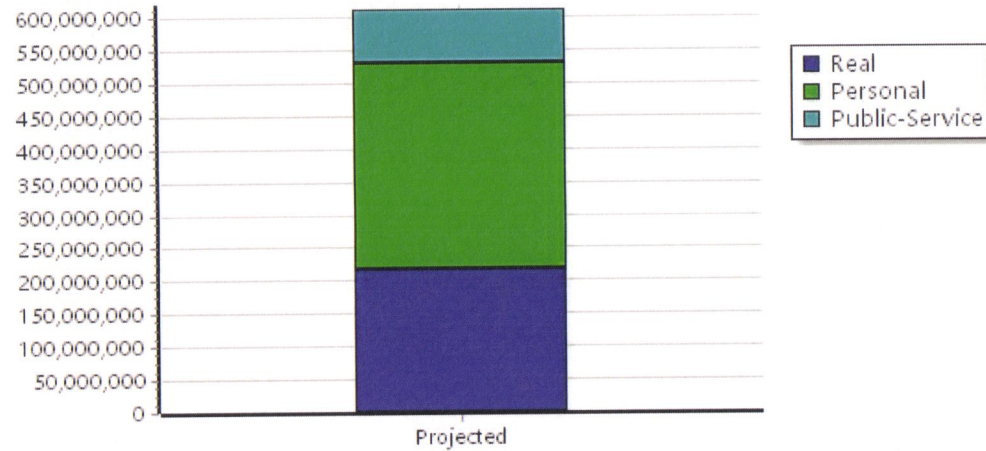
\* Public Service Protests Values are not included on this report.

TIF Project Summary						
Code	Description	Expires	Base Value	Increment Value	Retained Inc	Total Value
1	45A TIF	2036	2,741,148	711,372	0	3,452,520
<b>Total TIF Valuation :</b>			<b>2,741,148</b>	<b>711,372</b>	<b>0</b>	<b>3,452,520</b>

Real	Count	Value
Agricultural	4,890	27,061,754
Commercial	1,943	52,858,306
Residential	20,627	147,295,704
<b>Total Real Value</b>	<b>27,460</b>	<b>227,215,764</b>
Homestead	7,372	7,613,608
Veteran	234	2,774,971
Other	25	294,348
<b>Total Exempt</b>	<b>7,927</b>	<b>10,682,927</b>
<b>TIF Increment Value</b>		<b>44,476</b>
<b>Net Assessed</b>		<b>216,488,361</b>
<b>Net Assessed Under Protest</b>		
Senior Freeze	648	2,375,544
Capped Parcels	18,515	98,767,854



Personal	Count	Value
Agricultural	846	4,754,021
Commercial	1,734	337,187,311
Mobile Home	446	880,971
<b>Total Personal</b>	<b>3,026</b>	<b>342,822,303</b>
<b>Total Exempt</b>	<b>114</b>	<b>28,541,136</b>
<b>TIF Increment Value</b>		<b>666,896</b>
<b>Net Assessed</b>		<b>313,614,271</b>
<b>Net Assessed Under Protest</b>		
<b>Public Service</b>	<b>Count</b>	<b>Value</b>
<b>Total PS Value</b>	<b>243</b>	<b>80,867,989</b>
<b>TIF Increment Value</b>		<b>0</b>
<b>Net Assessed</b>		<b>80,867,989</b>



**District Totals**

Total Gross Value	650,906,056
Homestead Loss	7,613,608
Other Exemption Loss	31,610,455
<b>TIF Increment Value</b>	<b>711,372</b>
<b>Retained TIF Value</b>	<b>0</b>
<b>Net Assessed Value</b>	<b>610,970,621</b>
<b>Net Assessed Under Protest</b>	

\* Public Service Protests Values are not included on this report.

TIF Project Summary						
Code	Description	Expires	Base Value	Increment Value	Retained Inc	Total Value
1	45A TIF	2036	2,741,148	711,372	0	3,452,520
<b>Total TIF Valuation :</b>			<b>2,741,148</b>	<b>711,372</b>	<b>0</b>	<b>3,452,520</b>